

INFORMATION

WURLITZER

DEUTSCHE WURLITZER GMBH

WERK LEVERN

4995 STEMWEDE 1 · POSTFACH

☎ (05745) 280 · fx 972183 Fax (05745) 2820

Juke-Box Control-Unit - Type 4o312

TI/MA - Nr. 4b

TI-MA - Nr. 22



Starting serial no. 27o4 41oo a modified "selection and credit computer" no. 4o 312 (Pos. 1) is used. It is compatible with the previously used 4o 3o6. No. 4o 312 uses an 8k-EPROM MBox 5.2 with additional features.


Service program

The separate service switch has been eliminated and the switch previously used for play sequence selection is now employed as service switch.

To start service program:



=====


1. Move switch from (Pos. 2) OFF  to ON 

2. Press "LT" (Pos. 3) 

To leave service program:

=====

1. Set switch from ON  to OFF 

2. Press "LT" 

Automatic reset time for top tunes and floß indication has been changed to 3o seconds.

Play sequence

Play sequence ist determined by a jumper at (Pos. 4). Without jumper records are played in the order they have been selected. To change to sequence of storage in record carrier insert jumper at (Pos. 4) and press "LT".

When switched on (memory battery OFF) the record carrier turns to determine automatically whether a 1oo, 16o or 2oo selection mechanism is used.

Play stimulator

The previously used separate play stimulator has been eliminated.


Play stimulator function 1 to 98 min is now available in memory.

To program:

- Set memory ON by putting plug into up position, if in "OFF" position.

- Service switch ON

- Press "LT"

- Press selector button 5 for at least 1 second: display shows 

or 


or 

or programmed Top Tunes


- Press 9 display shows 

- Press number of minutes required to the interval between

play stimulator - 01 = 1 minute

02 = 2 minutes etc: after programming 

display shows

or 

or 

or programmed Top Tunes

- Press "R"

- Service switch to "OFF"

Record carrier turns.

