

# INFORMATION

# WURLITZER

DEUTSCHE WURLITZER GMBH

WERK LEVERN

4995 STEMWEDE 1 · POSTFACH

☎ (05745) 280 · Tx 972183 · Fax (05745) 2820



"ONE MORE TIME" equipped with a background music system C115


TI/MA-Nr. 6

Program version 5.0 - 5.2 installed

Programming instruction:


First initiate the service program

1. Move switch from (Pos. 2) OFF  to ON 

2. Press "LT" (Pos. 3) 

To leave service program:

1. Set switch from ON  to OFF 

2. Press "LT" 

Automatic reset time for top tunes and flop indication has been changed to 30 seconds.

Programming of background music:

Example: Cassette plays automaticly after 1 min. of last record.

- Set memory ON by putting plug into up position, if in "OFF" position.

- Service switch ON

- Press "LT"

- Press selector button 5 for at least 1 second: display shows

100

or

160

or

200

number of records

number of programmed Top Tunes from 101

- Press 9:

display shows

9

- Press number of minutes required as interval between last played record and

background music - 01 = 1 minute

02 = 2 minutes ect: after programming display shows

100

or

160

or

200

or

number of programmed Top Tunes from 101

- Press 3 times push button 2, display shows again (222 activates the background system)

or

100

or

160

or

200

number of programmed Top Tunes from 101

- Press "R"

- Service switch to OFF

Record carrier turns.

